

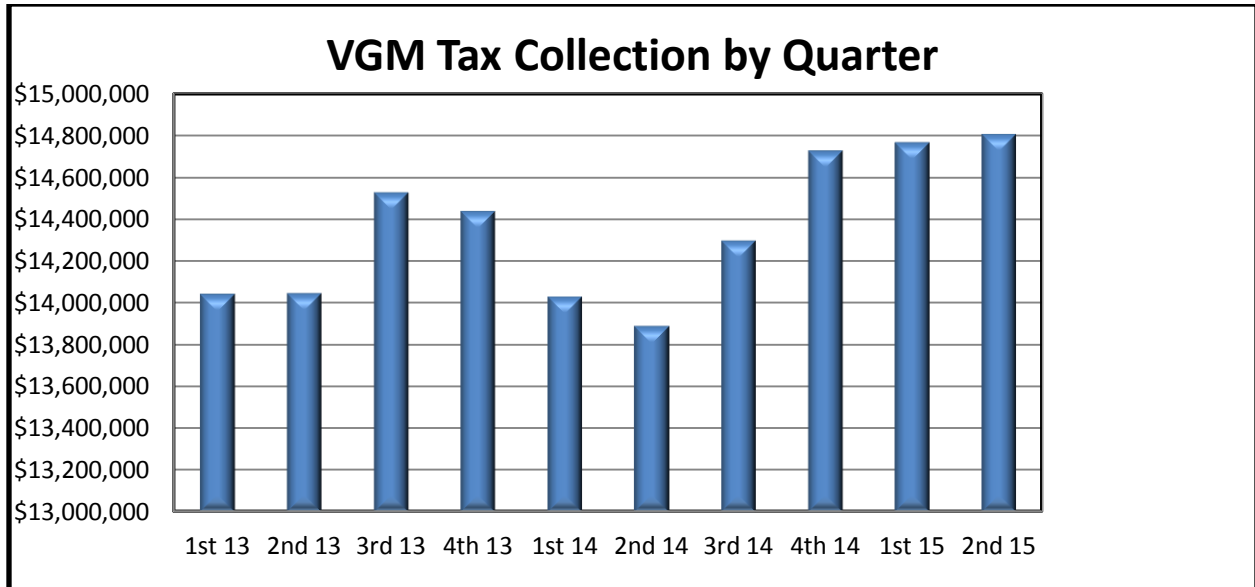
Gambling Control Division

Quarterly Information Summary

FY15 2nd Quarter Ending December 31, 2014

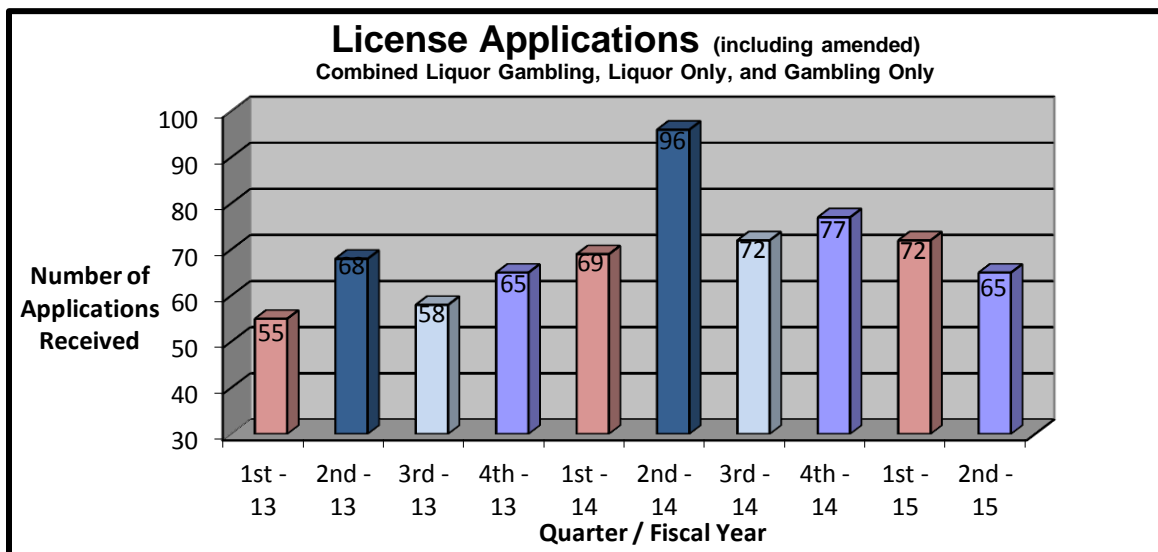
Video Gambling Tax Collections

Video Gambling Machine (VGM) tax collections for the second quarter of fiscal year 2015 (October, November, and December) were approximately \$14.8 million. That is a less than 1% increase from the previous quarter, but a 7% increase in collections from second quarter of fiscal year 2014. All VGM tax collections are deposited into the State General Fund.



Liquor and Gambling License Applications

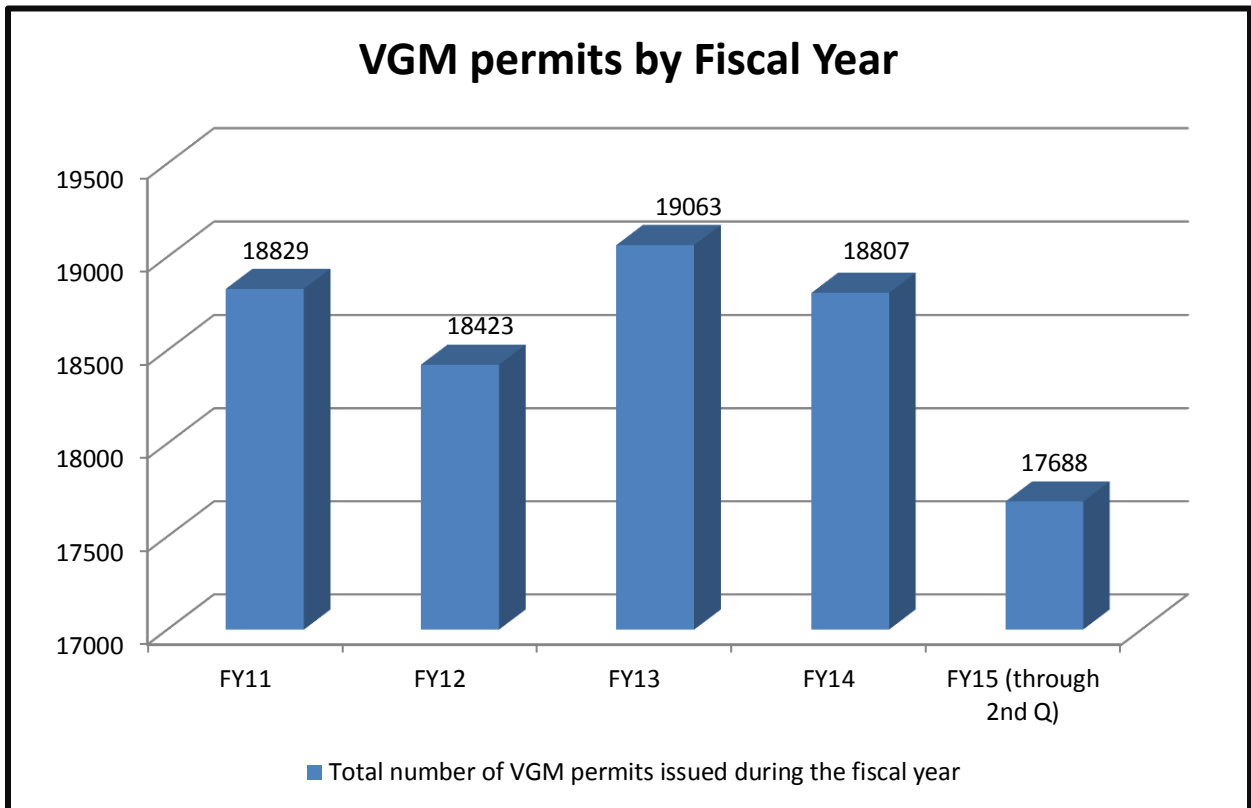
In the second quarter of fiscal year 2015, the Division received 65 gambling, liquor, and combined liquor/gambling applications (including amended applications). This is 31 less (32% decrease) than the number of applications received during second quarter of FY14, and 10% less than the number of applications received last quarter. The increase in second quarter fiscal year 2014 was attributable to amended applications for a unique situation and not indicative of a change in the trend. Currently, there are approximately 1,382 active gambling operators in Montana.



Video Gambling Machine Permits

Effective July 1st, 2013, an individual video gambling machine permit fee was increased to \$240 for the full fiscal year and is reduced by a prorated amount each subsequent quarter of the fiscal year. A portion of the fee goes to the local government where the machine is located and the balance goes to the Gambling Special Revenue Fund.

During the second quarter of fiscal year 2015, 680 video gambling machines permits were issued, approximately 27% more than the second quarter of FY14.



Live Bingo/Keno

The total number of bingo and keno licenses issued during the second quarter of fiscal year 2015 was 78 (52 Commercial, 26 Exempt), which is approximately 9.3% less than this time last fiscal year.

Special Event Permits

- The division processed 10 Casino Night permits through second quarter of fiscal year 2015 which is 29% (4 permits) less than second quarter of fiscal year 2014.
- The division processed 91 Calcutta permits through second quarter of fiscal year 2015 which is 8% more than the number of permits processed through second quarter of fiscal year 2014.

Live Card Games

- By the end of second quarter, the number of card tables permitted during fiscal year 2015 was 218. This is 12% less than the same time last year.
- The number of card dealers licensed at the end of second quarter fiscal year 2015 was 385, down 15% from the same time last year.
- The division issued 109 large-stakes tournament permits through second quarter of fiscal year 2015
- The division issued 18 small-stakes tournament permits through second quarter of fiscal year 2015.

