

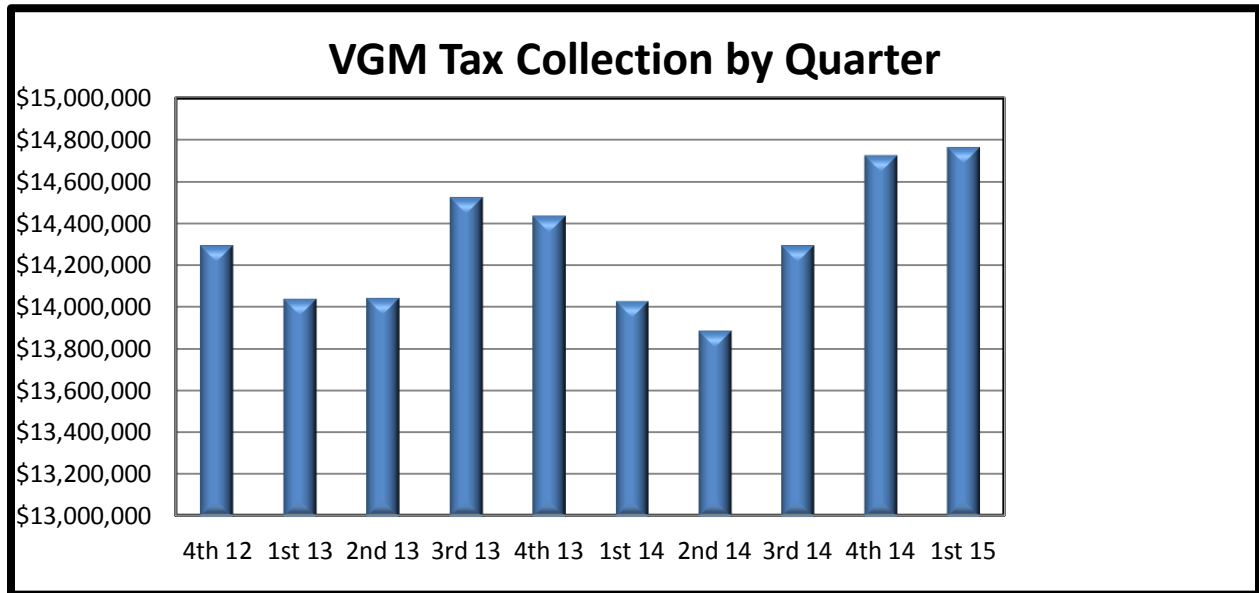
Gambling Control Division

Quarterly Information Summary

FY15 1st Quarter Ending September 30, 2014

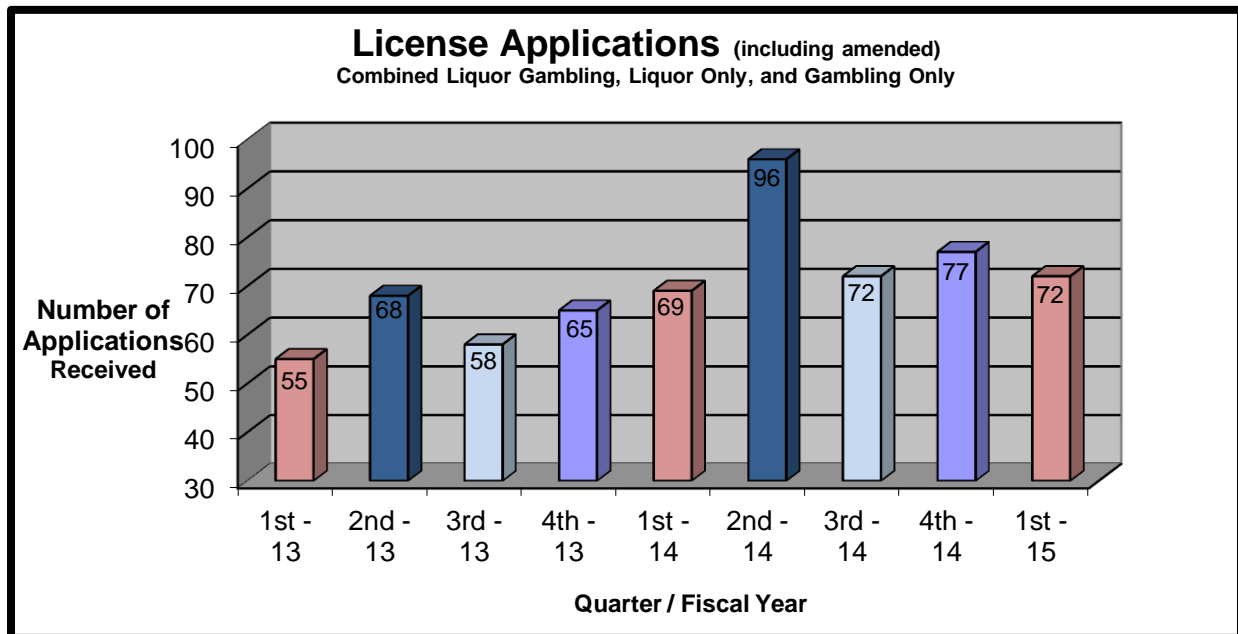
Video Gambling Tax Collections

Video Gambling Machine (VGM) tax collections for the first quarter of fiscal year 2015 (July, August, and September) were approximately \$14.77 million. That is a less than 1% increase from the previous quarter, but a 5% increase in collections from first quarter of fiscal year 2014. All VGM tax collections are deposited into the State General Fund.



Liquor and Gambling License Applications

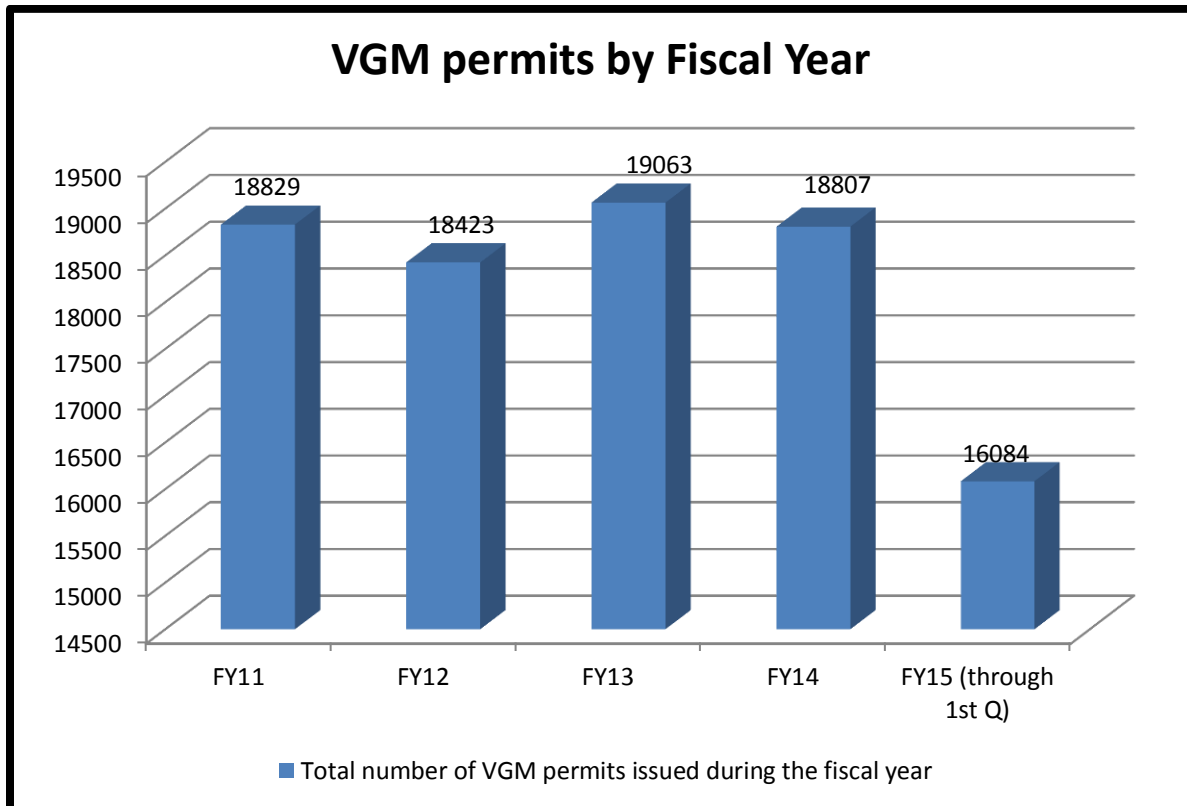
In the first quarter of fiscal year 2015, the Division received 72 gambling, liquor, and combined liquor/gambling applications (including amended applications). This is 3 more (4% increase) than the number of applications received during first quarter of FY14, and 6% less than the number of applications received last quarter. Currently, there are approximately 1,360 active gambling operators in Montana.



Video Gambling Machine Permits

Effective July 1st, 2013, an individual video gambling machine permit fee was increased to \$240 for the full fiscal year and is reduced by a prorated amount each subsequent quarter of the fiscal year. A portion of the fee goes to the local government where the machine is located and the balance goes to the Gambling Special Revenue Fund.

During the first quarter of fiscal year 2015, 16,084 video gambling machines permits were issued, approximately 2% less than first quarter of FY14.



Live Bingo/Keno

The total number of bingo and keno licenses issued during the first quarter of fiscal year 2015 was 76 (50 Commercial, 26 Exempt), which is 1% less than this time last fiscal year.

Special Event Permits

- The division processed 5 Casino Night permits during first quarter of fiscal year 2015 which is 1 permit less than first quarter of fiscal year 2014.
- The division processed 78 Calcutta permits during first quarter of fiscal year 2015 which is 6% less than the number processed in fiscal year 2014.

Live Card Games

- By the end of first quarter, the number of card tables permitted during fiscal year 2015 was 212. This is 12% less than the same time last year.
- The number of card dealers licensed at the end of first quarter fiscal year 2015 was 386, down 17% from the same time last year.
- During first quarter of fiscal year 2015, 48 large-stakes tournament permits were issued to 19 gambling operators.
- During first quarter of fiscal year 2015, 18 small-stakes tournament permits were issued.

